




Remove the connector cover



Remove the connector locking



Add the extra wire(s)
Terminal wire clamp facing connector locking (left or right)



Assemble connector:
Smoothly replace locking, when resistance: check if installed wire is locked: "click"
Re-tape wiring loom.
Replace cover and secure with a strap.

