A photograph of an engine's fuel injection system, showing various components like fuel lines, injectors, and a manifold. The image has a motion blur effect, suggesting speed. The text "Generation II Gas Injection Systems" is overlaid on the image.

**Generation II Gas Injection Systems**



Prins Autogassystemen b.v. • De Run 5408 • 5504 DE Veldhoven • The Netherlands  
Tel.: +31 (40) 254 77 00 • Fax: +31 (40) 254 97 49 • [www.prins-lpg.com](http://www.prins-lpg.com) • e-mail: [sales@prins-lpg.com](mailto:sales@prins-lpg.com)




## VSI

- VSI : Vapour Sequential Injection
- Fully integrated “master – slave” management system
- EOBD compatible (no signal emulation required)
- System diagnostics by monitoring vital signals and components
- Emission strategy functions for optimisation
- System communication via CAN-bus prepared
- Available for LPG and CNG configurations
- LPG performance comparable to petrol
- R67-01 and R 110 homologated
- Corrosion protected



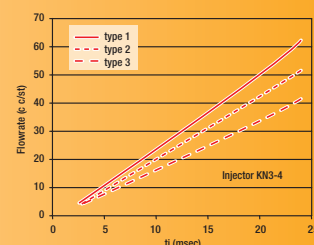
## Reducer

- Single stage
- Large capacity (14gr/s)
- Stable dynamic characteristics
- Adjustable pressure range with anti-tamper seal
- Map independent system, due to excellent LFR of injector
- Map function, optional if required
- Integrated OEM coolant sensor
- Complies with R67-01 homologation with 5 bar pressure relieve valve
- Complete with electronic lock off valve, liquid filter, and magnet
- Compact design for ease of installation



## Keihin OEM injector

- Developed in cooperation with Prins by Keihin Corp, Japan one of the worlds leading injector manufacturer, ensuring quality and reliability
- Excellent *linear flow rate* (LFR = linear behavior from minimum to maximum flow)
- Linear from 2,5 ms
- Model range available to cater for small and large engine displacement
- OEM quality injectors, performance guaranteed and long durability (290 million cycles)
- Injector rails available in three / four /and six fitting configurations



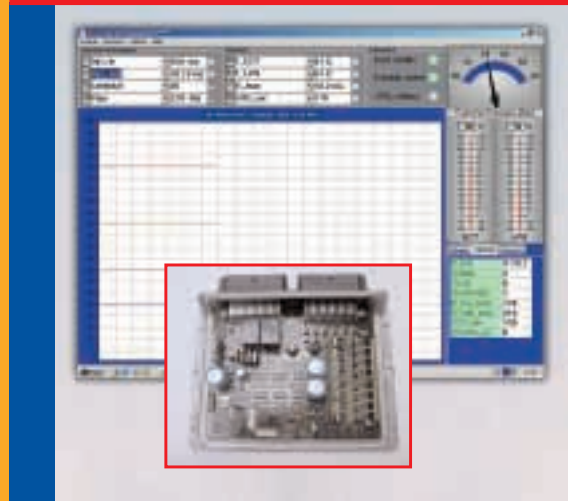
## Injector rail

- Uncomplicated fitting
- Assembled and leak tested at factory prior to despatch
- 3/4/6 cylinder assemblies



## Filter unit

- Compact design with single or dual delivery outlets
- Fitted with 10-micron (B10 > 75) dry gas filter protecting the fine tolerance of the injectors, from gaseous pollutants
- Combined gaseous temperature and pressure sensor



## VSI ECM

- ECM injector driver capability up to 8 cylinders
- Injector drivers based on "closed loop peak & hold current control"
- Injector diagnostics constant monitoring:
  - No load
  - Overload
  - Driver temperature
  - Short circuit
- Diagnostics, service and parameter load software operates from Windows 95/98 applications
- CAN-controller (2.0b) communication possible with OEM CAN-bus
- Complete wiring harness: colour coded, with text and numbering to ensure simple and efficient installation



## Fuel selector switch:

- Small and compact design suits all cabin interiors
- Fuel select: via smart touch control, informs operator of LPG tank contents, audible buzzer to alert low level switching or fault codes, illuminated fault code warning with LED



## Tank dimensions:

- Cylindrical tanks available: 30ltr. – 150 ltr.
- Torodial space saving tanks available to suit all applications: 51ltr. - 74 ltr.
- Spare wheel covers, flat tyre repair available

